


LITTLE

MILLENNIUM

LEARNING OUTCOMES



Ready to fly
Age 4+



READY TO FLY

LITTLE MILLENNIUM LEARNING OUTCOMES



Level 3.1

THEME of the Month : MYSELF
VALUE of the Month : Togetherness

Content will include

- ◆ Name, Age and Sex of self and friends
- ◆ Address of self
- ◆ Exploration & application of all the body parts
- ◆ Nurturing care, love/respect for the family members
- ◆ Control over emotions & be a role model for elders
- ◆ Taking care of own things
- ◆ Creating a I like... book and reason for such likes
- ◆ Cleanliness of different rooms
- ◆ Importance of friends
- ◆ Speaking at least two lines about school, teacher, classroom, etc.
- ◆ Different symbols of God & developing tolerance and unity

The content described above will be covered through different skills. Each skill will focus on :

I Listen I Know I Speak

- ◆ **Listening**
 - Children will be exposed to a slew of nursery rhymes. In addition to rhymes they will be exposed to stories. Reinforcement of the phonetic sounds of the letters of the alphabet.
 - Nursery rhymes will include following rhyme:
It's Me Again
 - Children will be narrated a story :
The Best Friends
 - बच्चों को मनोरंजक कहानियों और कविताओं के माध्यम से 'अ', 'आ', 'इ', 'ई' तथा 'उ' वर्ण से परिचित कराते हुए इन नटखट वर्णों की पहचान कराई जाएगी।
कवितायें :- अन्ताक्षरी
:- 'आ' से परिचय
:- नटखट 'ई'

कहानी :- 'अ' के साथ करो शुरुआत

:- मेले में गई 'इ'

:- उल्लू का जन्मदिन

◆ Speaking

- Children will be given opportunities for role plays and dramatisation to form their own dialogues through the activities. Recitation of the rhyme mentioned above along with the facilitator.
- बच्चे विभिन्न प्रकार की दिलचस्प गतिविधियों के द्वारा अ से उ वर्ण तक संबंधित शब्द बोलना सीखेंगे।

◆ Reading

- Picture reading and recognising letters of the alphabet from A to Z through questioning and discussion
- बच्चे अ से उ तक के इन चुलबुले वर्णों को मजेदार तरीके से पढ़ना सीखेंगे।

◆ Writing

- Children will be encouraged to write letters of the big case from A to Z in a sequence.
- Pre cursive pattern writing in the worksheets.
- स्पर्श कार्ड के माध्यम से बच्चे अ से उ तक के अपने इन मित्र वर्णों को छूकर इनकी बनावट को महसूस करेंगे।
- बच्चे मौज-मस्ती से भरी कार्य-पत्रिकाओं में इन वर्णों को पहले बिन्दुओं की सहायता से और फिर अपने आप लिखेंगे।

I Am Ready

This area focuses on building thinking skills including learning, understanding, problem-solving, reasoning, and remembering through positive learning experiences.

◆ Oral

1. Rote counting 1 to 50
2. Introduction of the numbers 11 to 25
3. Classification of body parts as movable and immovable
4. Sound discrimination
5. Awareness about Name, Age and Sex of the child

◆ Written

1. Reinforcement of writing numbers from 1 to 10
2. Writing numbers from 11 to 25
3. Filling the missing numbers (Number Puzzle)

I Can Do Wonders

This area will enable the child to use his/her hands not only to eat a creative and inventive and in the process develop aesthetic skills

- Children will acquire confidence and competence in skills freehand drawing, arranging the given material, vegetable print, unscrewing, finger printing, squeezing, pouring, sprinkling, moulding and displaying their work. While practising such explore his/her own world through various activities.

- Language
 - Cognitive
 → fine motor
 → gross motor
 → personal awareness
 → socio-emotional

I Can & I Do

This area focuses on large muscle development and coordination based on the development of the child.

- Children will undertake activities wherein large movements such as running, balancing, skating on paper plates, walking, jumping, crawling, hopping, coordinating broad body movements while clapping, playing with hula hoops and catching will be promoted thereby indulging in several games based on myself.

I Help Myself

This area focuses on development of personal awareness which entails building independence, self-help skills, hygiene and safety.

- Children will come to be better acquainted with their bodies and will develop an awareness of how to look after his/her body through personal hygiene, independence and life skills such as bathing, brushing, changing clothes etc and healthy food habits. They will be allowed to explore their body characteristics and compare with others. Value of 'Togetherness' will be highlighted through a story.
 Story : Living Together

I Me Myself & My Friends

This area will help the child to build positive relationships with family, friends and facilitators and learn social rules while expressing and responding to the feelings of self and others.

- Through guided interactions with peers, children will come to develop positive interactions with other children and adults by practising behaviour of sharing and cooperation.
- Children will gradually develop an appreciation and concern for feelings – that is the ability to understand how they are portrayed, and labelled through the activities.

- ◆ The child will be introduced to the days of the week through a daily song/rhyme that will be sung during the Assembly.
- ◆ The child will partake in daily “setting” the date in his/her classroom (i.e. a flip card calendar), wherein a basic understanding of the calendar will gradually be gleaned. Towards the end of the year, the child will know the days of the week in sequence; and will possess a basic awareness of the months in the year.

Level 3.2

THEME of the Month : SEASONS

VALUE of the Month : Helpfulness

Content will include

- ◆ The summer, rainy and winter seasons
 - Clothes
 - Food
 - Accessories
 - Tactile sensation
 - Association of things around us with each season
 - Seasons in the calendar

The content described above will be covered through different skills. Each skill will focus on :

I Listen I Know I Speak

- ◆ **Listening**
 - Children will be introduced to new nursery rhymes
 - Nursery Rhymes will include following rhymes:
What's the Weather?
Winter time
 - बच्चों को मनोरंजक कहानियों और कविताओं के माध्यम से 'ऊ', 'ऋ', तथा 'ए' वर्ण से परिचित कराते हुए इन नटखट वर्णों की पहचान कराई जाएगी। बच्चे कुछ वर्णों की ध्वनियों का मेल करेंगे।
कवितायें :- 'ऊ' के साथ ही क्यों ?
 :- एक बार की बात है
कहानी :- ऋषि का ऋषभ
- ◆ **Speaking**
 - Speaking simple sentences while indulging in conversation about the different seasons being enacted in and outside the classroom through the activities. Recitation of rhymes mentioned above along with the teacher.
 - बच्चे विभिन्न प्रकार की दिलचस्प गतिविधियों के द्वारा ऊ से ए वर्ण तक संबंधित शब्द बोलना सीखेंगे।

◆ Reading

- Reinforcing matching the first letter sound with the picture. Reading of the letters in the cursive script of a to z. Letters a, c, i, e, n, m will be consciously read out by the child to reinforce the writing skills. At this stage the child will consciously be made aware of the words labelled in the class.
- बच्चे ऊ से ए तक के इन चुलबुले वर्णों को मजेदार तरीके से पढ़ना सीखेंगे।

◆ Writing

- Pattern writing as a precursor to cursive writing will be practised.
- Writing of the letters a, c, e, i, n and m using the cursive script in between the central two lines.
- स्पर्श कार्ड के माध्यम से बच्चे ऊ से ए तक के अपने इन मित्र वर्णों को छूकर इनकी बनावट को महसूस करेंगे। बच्चे मौज-मस्ती से भरी कार्य-पत्रिकाओं में इन वर्णों को पहले बिन्दुओं की सहायता से और फिर अपने आप लिखेंगे।

I Am Ready

This area focuses on building thinking skills including learning, understanding, problem-solving, reasoning, and remembering through positive learning experiences.

◆ Oral

- Rote Counting: 1 - 60
- Reinforce recognition and sequential order of the numbers 1 - 30 through puzzles and joining the dots
- Reinforcing matching and observation skills

◆ Written

- Writing of the numbers from 1 to 30

I Can Do Wonders

This area will enable the child to use his/her hands not only to eat and dress, but to draw, play, write, be creative and inventive and in the process develop aesthetic skills

- Children will create a thematic environment in and around the classroom based on different seasons. This will be done through a diverse range of activities wherein they will be required to practise the variety of skills like cutting, pasting, lacing, paper folding, blow painting, freehand drawing, paper tearing and tying the given material.



I Can & I Do

This area focuses on large muscle development and coordination based on the developmental needs of the child.

- Children will be exposed to different activities played during the different seasons through various skills such as running, sand play, knocking the bottles down and stepping to acquire better control of their bodies. Races and games will consciously help the child understand the various seasons.

I Help Myself

This area focuses on development of personal awareness which entails building independence, self-help skills, hygiene and safety.

- Children will come to acquire a keen appreciation for practising hygienic habits, life skills independently especially when confronted with situations entailing the preparation and consumption of food items during the different seasons. Children will be given a chance to act as a reporter and advise about seasonal clothes. Knowledge about environmental care will also be imparted.

I Me Myself & My Friends

This area will help the child to build positive relationships with family, friends and facilitators and learn social rules while expressing and responding to the feelings of self and others.

- Children will be provided with several opportunities to interact within a group, whereby they will develop appropriate social skills, like sharing, cooperation, imagination and turn taking. Role-play in different seasons will help the children learn to share and will also learn to work in a group through a seasonal festival being organised by the children.

Level 3.3

THEME of the Month : COLOURS

VALUE of the Month : Good Manners

Content will include

- ◆ Reinforce the following colours: Red, Yellow, Blue, Green, Purple, Pink, Orange, Brown, Black, White and Grey (Reinforcement of Primary and Secondary colours)
- ◆ Introduction of the Tertiary colours: Gold and Silver

The content described above will be covered through different skills. Each skill will focus on :

I Listen I Know I Speak

◆ Listening

- Children will learn rhymes
- Rhymes will include:
 1. *What All is Green?*
 2. *Orange*
 3. *Dear Rainbow*
 4. *Painting Fun*
- Children will be narrated a story:
 1. *The Coloured Dogs*
- बच्चों को मनोरंजक कहानियों और कविताओं के माध्यम से 'ऐ', 'ओ', 'औ', 'क' तथा 'ख' वर्ण से परिचित कराते हुए इन नटखट वर्णों की पहचान कराई जाएगी। बच्चे कुछ वर्णों की ध्वनियों का मेल करेंगे।
 1. कवितायें :- रंग बिरंगी ओढ़नी
:- रंगीन कलम
 2. कहानी :- ऐरावत की ऎंठ
:- मेहनती 'औ'
:- खिलौनेवाला

◆ Speaking

- Answering simple questions asked by the teacher during the story sessions and other activities.
Reciting the rhymes mentioned above along with the teacher.
- बच्चे विभिन्न प्रकार की दिलचस्प गतिविधियों के द्वारा ऐ से ख वर्ण तक संबंधित शब्द बोलना सीखेंगे।

♦ Reading

- Recognising the letters x, s, v, u, b, d, l, t and h of the cursive script.
- बच्चे ऐ से ख तक के इन चुलबुले वर्णों को मजेदार तरीके से पढ़ना सीखेंगे।

♦ Writing

- Writing of the letters o, w, x, s, r, v and u in between the central two lines using cursive script.
- Writing of the letters b, d, l, t and h in the upper three lines using cursive script.
- स्पर्श कार्ड के माध्यम से बच्चे ऐ से ख तक के अपने इन मित्र वर्णों को छूकर इनकी बनावट को महसूस करेंगे।
- बच्चे मौज-मस्ती से भरी कार्य-पत्रिकाओं में इन वर्णों को पहले बिन्दुओं की सहायता से और फिर अपने आप लिखेंगे।

I Am Ready

This area focuses on building thinking skills including learning, understanding, problem-solving, reasoning, and remembering through positive learning experiences.

♦ Oral

- Reinforcing matching and classification
- Building logical reasoning skills about colours
- Concept of what comes After, Before & In Between
- Recognition of numbers from 31 - 45

♦ Written

- Writing numbers from 31 - 45
- Solving simple application based worksheets

I Can Do Wonders

This area will enable the child to use his/her hands not only to eat and dress, but to draw, play, write, be creative and inventive and in the process develop aesthetic skills

- The world of colours will be reinforced and new colours will be introduced through several innovative art and craft activities which will entail skills such as colouring, painting, cutting, pasting, tearing, tracing, mixing of colours, handprinting, gift unwrapping, grating, decorating the given material and handling alternative painting materials (e.g. shaving cream, sponges).

I Can & Do

This area focuses on large muscle development and coordination based on the developmental needs of the child.

- Children will participate in a variety of indoor and outdoor games, involving better control of large motor movements such as running, hopping, passing the given objects through hands and knees, popping the balloons, clapping, throwing and nature walk. Colours will be reinforced through materials used in games.



I Help Myself

This area focuses on development of personal awareness which entails building independence, self-help skills, hygiene and safety.

- Children will be provided with several experiences centred around "cooking", wherein etiquette and hygienic habits will be further reinforced.
- Children will engage in role-plays wherein subtle guidance will steer them towards adopting self-help skills – with especial regard to dressing themselves in different colours.
- Children will be actively made aware of their environment, and their role and responsibility towards nature and to appreciate the different colours of nature.
- Children will be briefly introduced to the first aid kit, and its relevance to when we get hurt and example of colours used to symbolise different situations.
- Children will be encouraged to display the material made by them and set up an art gallery.

I Me Myself & My Friends

This area will help the child to build positive relationships with family, friends and facilitators and learn social rules while expressing and responding to the feelings of self and others.

- Children will be actively guided in the use of socially appropriate behaviors in their interactions with others (e.g. saying "thank you").
- Children will develop a latent appreciation for following rules, when participating in a game with others. Children will enjoy and participate in collective activities throughout the theme.

Level 3.4

THEME of the Month : MY NEIGHBOURHOOD

VALUE of the Month : Sharing and Caring

Content will include

- Home
- Neighbours
- Park
- Market
- Florist
- Milk booth
- Post office
- Fire station
- Police station

The content described above will be covered through different skills. Each skill will focus on :

I Listen I Know I Speak♦ **Listening**

- The children's receptive skills will be enhanced by introducing the concept of neighbourhood through the medium of rhymes. This will be further developed through each activity where the child will learn new words and will learn to apply this in his/her daily life.

- Rhyme will include:

My Home

- बच्चों को मनोरंजक कहानियों और कविताओं के माध्यम से 'ग', 'घ', 'ङ', 'च', 'छ' तथा 'ज' वर्ण से परिचित कराते हुए इन नटखट वर्णों की पहचान कराई जाएगी। बच्चे कुछ वर्णों की ध्वनियों का मेल करेंगे।

1. कवितायें :- गधे के मजे
:- चूहे के झूले
:- जापानी जूता
2. कहानी :- मौजी घोड़ा
:- भड़कीला 'ङ'
:- 'छ' जी की छड़ी

- ◆ **Speaking**
 - Reciting rhymes and forming simple dialogues involving interaction with neighbours and peers will be encouraged. Expressive and free conversation through role play will be promoted. Forming simple words and naming objects related to the alphabets taught will be reinforced
 - Introduction of 'am' family words.
 - बच्चे विभिन्न प्रकार की दिलचस्प गतिविधियों के द्वारा ग से ज वर्ण तक संबंधित शब्द बोलना सीखेंगे।
- ◆ **Reading**
 - Recognising letters k, p, j, g, q, y, z and f of the cursive script
 - Relating pictures to the 'am' family words
 - बच्चे ग से ज तक के इन चुलबुले वर्णों को मजेदार तरीके से पढ़ना सीखेंगे।
- ◆ **Writing**
 - Writing of the letter k in the upper three lines using the cursive script
 - Writing of the letters p, j, g, q, y, z in the lower three lines using the cursive script
 - Writing of the letter f in four lines
 - Writing and joining two letters using the 'am' words
 - स्पर्श कार्ड के माध्यम से बच्चे ग से ज तक के अपने इन मित्र वर्णों को छूकर इनकी बनावट को महसूस करेंगे।
 - बच्चे मौज-मस्ती से भरी कार्य-पत्रिकाओं में इन वर्णों को पहले बिन्दुओं की सहायता से और फिर अपने आप लिखेंगे।

I Am Ready


This area focuses on building thinking skills including learning, understanding, problem-solving, reasoning, and remembering through positive learning experiences.

- ◆ **Oral**
 - Concept of 'More or Less'
 - Concept of 'One More'
 - Recognising numbers from 46 to 65
 - Rote counting from 1 to 80
- ◆ **Written**
 - Writing numbers from 46 to 65
 - Reinforcement of writing numbers from 25 to 50
 - Solving application based worksheets on the concepts mentioned above

I Can Do Wonders

This area will enable the child to use his/her hands not only to eat and dress, but to draw, play, write, be creative and inventive and in the process develop aesthetic skills

- Children will recreate their neighbourhood in a variety of ways using wide ranging and assorted materials from their environment. Finally after the children have been acquainted with their neighbourhood waste materials such as fast-food cartons/shoe boxes etc will be used to create a



huge model neighbourhood with the variety of skills such as cutting, pasting, punching holes, colouring, paper folding, sponge painting, cotton dabbing and paper wrapping. Also, they will make paper bag kites by punching holes.

I Can & I Do

This area focuses on large muscle development and coordination based on the developmental needs of the child.

- Children will actively participate in games in and around their neighbourhood park and develop and hone their gross motor abilities such as bending, throwing the ball/ring, running, hopping, squatting, kicking, jumping, riding on swings, coordinating with instructions, walking and water play.

I Help Myself

This area focuses on development of personal awareness which entails building independence, self-help skills, hygiene and safety.

- In recreating a neighbourhood environment, children will develop hygienic, life and safety skills and will be encouraged to become semi-independent. Simultaneously they will unconsciously learn to appreciate to keep their environment clean and safe. Life skills will be encouraged through an array of activities. Value of 'Sharing and Caring' will be highlighted through a story.
- Story : Two Friends and their milk packet

I Me Myself & My Friends

This area will help the child to build positive relationships with family, friends and facilitators and learn social rules while expressing and responding to the feelings of self and others.

- The value of the month will be encouraged through engaging in a multitude of role plays where they will attempt to align themselves in different settings (e.g. playing 'house-house'). Children will develop a better sense of how to initiate and partake in joyful interactions while initiating and imitating different roles played by different people in different set ups in their neighbourhood.
- Children will be engaged in group games in order to enhance their imagination thereby understanding each other's feelings.
- Virtue of sharing and caring will be highlighted through a story 'Sharing and caring' among the children

Level 3.5

THEME of the Month : SHAPES

VALUE of the Month : Truthfulness

Content will include

- ◆ **Reinforcement of:** Circle, Square, Triangle, Semicircle, Rectangle, Diamond, Star and Heart
- ◆ **Introduction of:** Cone and Oval

The content described above will be covered through different skills. Each skill will focus on :

I Listen I Know I Speak

◆ Listening

- Exposure to the nursery rhymes related to various shapes
- Rhymes will include:
 1. *Shape Song*
 2. *Spin Your Oval*
- Introducing 'an', 'at', 'ed', 'en' family words
- Enhancement of the skill with the help of different shapes through a game
- बच्चों को मनोरंजक कहानियों और कविताओं के माध्यम से 'झ', 'ज', 'ट', 'ठ', तथा 'ड' वर्ण से परिचित कराते हुए इन नटखट वर्णों की पहचान कराई जाएगी। बच्चे कुछ वर्णों की ध्वनियों का मेल करेंगे।
 1. कवितायें :- टोपीवाला
:- बजता डमरु
 2. कहानी :- जादू की झाड़ू
:- अकेला 'ज'
:- चालाक ठठेरा

◆ Speaking

- The children will develop their expressive skills by reciting rhymes and playing games
- Speaking the simple family words thereby focusing on their sound like *fan, hat, bed* and *hen*
- बच्चे विभिन्न प्रकार की दिलचस्प गतिविधियों के द्वारा झ से ड वर्ण तक संबंधित शब्द बोलना सीखेंगे।

♦ Reading

- The children will now learn to read by relating pictures of the 'an', 'at', 'ed' and 'en' family words.
- बच्चे ज से ठ तक के इन चुलबुले वर्णों को मजेदार तरीके से पढ़ना सीखेंगे।

♦ Writing

- Now the little ones will be able to write simple three letter words such as *van*, *mat*, *red*, *pen* etc
- स्पर्श कार्ड के माध्यम से बच्चे ज से ड तक के अपने इन मित्र वर्णों को छूकर इनकी बनावट को महसूस करेंगे।
- बच्चे मौज-मस्ती से भरी कार्य-पत्रिकाओं में इन वर्णों को पहले बिन्दुओं की सहायता से और फिर अपने आप लिखेंगे।

I Am Ready

This area focuses on building thinking skills including learning, understanding, problem-solving, reasoning, and remembering through positive learning experiences.

♦ Oral

- Recognition of numbers from 66 to 85
- Concept of 'One less'
- Identification of the biggest and smallest number
- Block building and shape sorting

♦ Written

- Writing the numbers from 66 to 85
- Solving application based worksheets on the concepts mentioned above

I Can Do Wonders

This area will enable the child to use his/her hands not only to eat and dress, but to draw, play, write, be creative and inventive and in the process develop aesthetic skills

- Children will learn to connect and draw different shapes to create beautiful pictures through tracing, colouring, drawing, sprinkling, peeling, decorating beads, paper folding, spray painting, cutting and pasting.

I Can & I Do

This area focuses on large muscle development and coordination based on the developmental needs of the child.

- Children will explore spatial relationships through different shapes and objects whilst participating in various games. The world of shapes will be introduced to gain competence over the skills such as walking, dancing, running, throwing, hopping, moving while balancing the given object, jumping, riding on swings and performing simple exercises during free play.



I Help Myself

This area focuses on development of personal awareness which entails building independence, self-help skills, hygiene and safety.

- Children will develop a greater sense of self-awareness, and will practice habits that are in alignment with maintaining hygiene and safety. Social and independence skills will also be learnt through different activities. Value of 'Truthfulness' will be signified through a story.
- Story : Pinocchio

I Me Myself & My Friends

This area will help the child to build positive relationships with family, friends and facilitators and learn social rules while expressing and responding to the feelings of self and others.

- Through group activities, children will develop their imagination, sharing and discuss different shapes among themselves.

Level 3.6

THEME of the Month : ANIMALS

VALUE of the Month : Loyalty

Content will include

- ◆ **The summer, rainy and winter seasons**
 - Wild and Tame animals
 - Birds – common birds
 - Water creatures
 - Insects
 - Young ones
 - Homes
 - Sounds of the animals
 - A Visit to the Zoo

The content described above will be covered through different skills. Each skill will focus on :

I Listen I Know I Speak

- ◆ **Listening**
 - Receptive skills would include introducing animals through rhymes and stories. Reinforcing the sounds that an animal makes activities through blindfolding the children and letting them identify the sound/s.
 - Rhymes will include:
 1. Thirsty Crow
 2. Be Careful
 - Children will be narrated a story:
 1. The Thirsty Crow
 - Phonetic words and their emphasis on the family words will be done. The children will recognise the sounds of the 'et', 'in' and 'ip' words.
 - बच्चों को मनोरंजक कहानियों और कविताओं के माध्यम से 'ढ', 'ण', 'त', 'थ' तथा 'द' वर्ण से परिचित कराते हुए इन नटखट वर्णों की पहचान कराई जाएगी। बच्चे कुछ वर्णों की ध्वनियों का मेल करेंगे।
 1. कवितायें :- शैतान तितली
:- दौत का दर्द
 2. कहानी :- 'ढ' की ढोलक
:- शरारती 'ण'
:- 'श्रीमान' 'थ'

♦ Speaking

- Reciting rhymes about animals, their homes, babies and their habits and taking out the animal sounds.
- Speaking three letter words such as *net, pet, let, pin, bin, fin, dip, sip, lip, zip*, etc. in sentences
- बच्चे विभिन्न प्रकार की दिलचस्प गतिविधियों के द्वारा ढ से द वर्ण तक संबंधित शब्द बोलना सीखेंगे।

♦ Reading

- Relating pictures to the 'et', 'in' and 'ip' words
- बच्चे ड से द तक के इन चुलबुले वर्णों को मजेदार तरीके से पढ़ना सीखेंगे।

♦ Writing

- Writing the 'et', 'in' and 'ip' family words and writing *net, pet, let, pin, bin, fin, dip, sip, lip and zip*.
- स्पर्श कार्ड के माध्यम से बच्चे ढ से द तक के अपने इन मित्र वर्णों को छूकर इनकी बनावट को महसूस करेंगे। बच्चे मौज-मस्ती से भरी कार्य-पत्रिकाओं में इन वर्णों को पहले बिन्दुओं की सहायता से और फिर अपने आप लिखेंगे।

I Am Ready

This area focuses on building thinking skills including learning, understanding, problem-solving, reasoning, and remembering through positive learning experiences

♦ Oral

- Recognising numbers from 86 to 95
- Participating in different games enhancing observation and problem solving skills
- Solving puzzles and joining dots to form animals
- Block and sand play

♦ Written

- Writing numbers from 86 to 95
- Solving application based worksheets

I Can Do Wonders

This area will enable the child to use his/her hands not only to eat and dress, but to draw, play, write, be creative and inventive and in the process develop aesthetic skills.

- Children will be involved in art and craft activities wherein they will practise sponge painting, tracing, printing, colouring, cutting, pasting, punching, tearing, decorating the given material, freehand drawing, grating and pressing skills as they create animals in different textures, build farms and homes of wild animals.

I Can & I Do

This area focuses on large muscle development and coordination based on the developmental needs of the child.

- Children will participate in indoor and outdoor activities, where they will be running, Tiptoeing, hopping, jumping, crawling, galloping, throwing and generally developing greater coordination in these skills. By doing so they will be introduced to the movement patterns of various pet and wild animals.

I Help Myself

This area focuses on development of personal awareness which entails building independence, self-help skills, hygiene and safety.

- Children will be provided with experiences wherein they will imbibe a respect for animals and how to take care of and feed their pets. In conjunction with coming to care for animals, children will be reminded of the need for cleanliness especially with regard to interactions with pet and stray animals.

I Me Myself & My Friends

This area will help the child to build positive relationships with family, friends and facilitators and learn social rules while expressing and responding to the feelings of self and others.

- Through a host of role-plays and simulations children will explore their ability to love and care for animals. The children will be given an opportunity to bring their pets to school highlighting the need to love and care for animals. Role plays will help the children to relate to animals and love them. The children will expand their imagination, feelings and sharing skills.

Level 3.7

THEME of the Month : TRANSPORT

VALUE of the Month : Hardwork

Content will include

- ◆ Land modes: Cars, Scooters, Rickshaws, Buses, Trucks, Ropeways, Basket carriers, Victoria, Trains- Goods, Passenger and Metro
- ◆ Water modes: Ship, Sailboat, Row boat, Submarines, Steamers
- ◆ Air modes: Aeroplane, Helicopter, Rocket, Spaceship, Hot air balloon
- ◆ Animal transport: Bullock carts, Tongas
- ◆ Concepts: far-near, slow-fast, heavy-light, day-night
- ◆ A Visit to the Railway/Metro Station/Rail Museum

The content described above will be covered through different skills. Each skill will focus on :

I Listen I Know I Speak

- ◆ **Listening**
 - Introducing the means of transport through rhymes and drama.
 - Rhymes will include:
 1. Watch The Traffic
 2. Naav Hamaari
 - Introduction of 'ig' family words
 - बच्चों को मनोरंजक कहानियों और कविताओं के माध्यम से 'ध', 'न', 'प', 'फ' तथा 'ब' वर्ण से परिचित कराते हुए इन नटखट वर्णों की पहचान कराई जाएगी। बच्चे कुछ वर्णों की ध्वनियों का मेल करेंगे।
 1. कवितायें :- नटखट 'न'
 - :- फ' के फूल
 2. कहानी :- 'ध' की धोती
 - :- दोस्त परी
 - :- 'ब' की सैर
- ◆ **Speaking**
 - Expressing their thoughts through role-plays and conversations will help build the child's vocabulary. The child will speak the family words such as *pig, dig, fig, pot, hot, dot, cot, bun, gun, fun, and run.*

- बच्चे विभिन्न प्रकार की दिलचस्प गतिविधियों के द्वारा ध से ब वर्ण तक संबंधित शब्द बोलना सीखेंगे।
- ♦ **Reading**
 - The child will relate pictures and read family words of 'ot', 'ig' and 'un' words.
 - बच्चे ध से ब तक के इन चुलबुले वर्णों को मजेदार तरीके से पढ़ना सीखेंगे।
- ♦ **Writing**
 - Writing simple three letter family words such as *pig, dig, fig, pot, hot, dot, cot, bun, gun, fun, run, etc.*
 - स्पर्श कार्ड के माध्यम से बच्चे ध से ब तक के अपने इन मित्र वर्णों को छूकर इनकी बनावट को महसूस करेंगे। बच्चे मौज-मस्ती से भरी कार्य-पत्रिकाओं में इन वर्णों को पहले बिन्दुओं की सहायता से और फिर अपने आप लिखेंगे।

I Am Ready

This area focuses on building thinking skills including learning, understanding, problem-solving, reasoning, and remembering through positive learning experiences.

- ♦ **Oral**
 - Recognition of numbers from 96 to 100
 - Introducing the number name 'one'
 - Playing simple games and solving puzzles related to different means of transport
 - Concepts: far and near, slow and fast, heavy and light, day and night
- ♦ **Written**
 - Reinforcement of writing numbers from 1 to 50
 - Writing the numbers from 96 to 100
 - Writing number name 'one'

I Can Do Wonders

This area will enable the child to use his/her hands not only to eat and dress, but to draw, play, write, be creative and inventive and in the process develop aesthetic skills.

- Children will undertake activities where they will be cutting, pasting, putting the things together, experimenting with freehand drawing, colouring, punching, tying strings, painting, decorating the given material and paper folding as they create vehicles of different means of transport used in their daily life.

I Can & I Do

This area focuses on large muscle development and coordination based on the developmental needs of the child.

- Children will play numerous games where they will be required to demonstrate coordination and the actions required to move the different vehicles. Activities will unconsciously reinforce the concept of fast and slow, heavy and light and near and far through different skills such as running, throwing and performing different broad body movements along with the rhythm.



I Help Myself

This area focuses on development of personal awareness which entails building independence, self-help skills, hygiene and safety.

- Children are introduced to various rules and regulations and are encouraged to adopt various safety measures while using different means of transport to develop life skills. Activities will unconsciously help the child to learn all about the world of transport and how to best utilise them. Value of 'Hardwork' will be indicated through a story.
- Story : Hard Work

I Me Myself & My Friends

This area will help the child to build positive relationships with family, friends and facilitators and learn social rules while expressing and responding to the feelings of self and others.

- Role plays will help build up an awareness of transport and at the same time with subtlety children are taught the importance of cooperation and sharing while using their school or public transport. Imaginative and understanding of feelings will be boosted through the activities.

Level 3.8

THEME of the Month : PLANTS

VALUE of the Month : Cleanliness

Content will include

- ◆ **The summer, rainy and winter seasons**
 - Naming flowers: Dog flower, Bougainvillea and Hibiscus, Gerbera and Orchids
 - Naming trees: *Ashoka*, *Peepal*, *Neem*, Mango and Banana
 - Parts of a plant: roots, stem, leaves and petals
 - Germination of *Rajmah* and *Moong*
 - What plants need to grow
 - Insects: Caterpillar, Grasshopper, Bees
 - Associating flowers with emotions
 - Reinforcement of the last three themes
 - A Visit to a garden

The content described above will be covered through different skills. Each skill will focus on :

I Listen I Know I Speak

- ◆ **Listening**
 - The children will be introduced to plants through rhymes and stories. 'The Plant World' will enhance their vocabulary about the world of plants. Receptive skills will also be enhanced through a story narration.
 - Rhymes will include:
 1. Five Pretty Flowers
 2. Watering Can
 - Children will be narrated a story:
 1. The Wishing Tree
 - Introduction of 'ug' family words.
 - बच्चों को मनोरंजक कहानियों और कविताओं के माध्यम से 'भ', 'म', 'य', 'र' तथा 'ल' वर्ण से परिचित कराते हुए इन नटखट वर्णों की पहचान कराई जाएगी। बच्चे कुछ वर्णों की ध्वनियों का मेल करेंगे।
 1. कवितायें :- भालू का पेड़
 - :- 'य' का यंत्र
 - :- 'ल' का लोटा
 2. कहानी :- मछली रानी
 - :- राजा 'र'

♦ **Speaking**

- The children will learn to speak and express themselves through conversations and will learn to form a jungle story. Recitation of rhymes mentioned above along with the teacher. They will also develop sight words of the objects seen in and around the classroom and learn to make sentences based on the 'ug' family words such as *mug, rug, hug and jug*.
- बच्चे विभिन्न प्रकार की दिलचस्प गतिविधियों के द्वारा भ से ल वर्ण तक संबंधित शब्द बोलना सीखेंगे।

♦ **Reading**

- The children will be motivated to read and form sentences by joining sight words such as 'The' 'is' 'this' to the family 'ug' words such as *mug, rug, hug and jug*. The child will relate pictures and read family words
- बच्चे भ से ल तक के इन चुलबुले वर्णों को मजेदार तरीके से पढ़ना सीखेंगे।

♦ **Writing**

- The children will write the family 'ug' words such as *mug, rug, hug and jug* along with the sight words.
- स्पर्श कार्ड के माध्यम से बच्चे भ से ल तक के अपने इन मित्र वर्णों को छूकर इनकी बनावट को महसूस करेंगे। बच्चे मौज-मस्ती से भरी कार्य-पत्रिकाओं में इन वर्णों को पहले बिन्दुओं की सहायता से और फिर अपने आप लिखेंगे।

I Am Ready


This area focuses on building thinking skills including learning, understanding, problem-solving, reasoning, and remembering through positive learning experiences.

♦ **Oral**

- Solving a maze
- Simple games on spotting the difference between two given pictures
- Finding the odd one out and fun games
- Awareness about the needs of plants
- Concept of time- Morning and Afternoon

♦ **Written**

- Recognising number names 'Two', 'Three' and 'Four'



I Can Do Wonders

This area will enable the child to use his/her hands not only to eat and dress, but to draw, play, write, be creative and inventive and in the process develop aesthetic skills.

- Children will learn to make different decorations of plants where they will be cutting, pasting, tracing, planting, freehand drawing, colouring, hand printing, cotton dabbing, leaf pasting, punching, decorating the given material, tying twigs, painting and paper folding.

I Can & I Do

This area focuses on large muscle development and coordination based on the developmental needs of the child.

- Children will participate in games and races where they will be hopping, running, pulling, popping up, squatting, jumping, crossing hurdles and plucking.

I Help Myself

This area focuses on development of personal awareness which entails building independence, self-help skills, hygiene and safety.

- Children will acquire an elementary understanding of habits of cleanliness and will learn to take responsibilities by organising activities. These activities will include various concepts of where flowers are used and will be conducted through the medium of role play, cooking, free conversation and group interactions.

I Me Myself & My Friends

This area will help the child to build positive relationships with family, friends and facilitators and learn social rules while expressing and responding to the feelings of self and others.

- Children practise social skills such as caring and sharing, thereby enhancing group participation. They are also encouraged to express their views freely. Children learn how to affiliate and express emotions through flowers that we get from our plants.

Level 3.9

THEME of the Month : FOOD

VALUE of the Month : Healthy Habits

Content will include

- ◆ **Naming & Identifying: Fruits to be reinforced:** Plums, *Chikoo*, Watermelon, Papaya, Guava and introduction of Strawberry, Cherry, *Litchi*, Pineapple, Pear and Peach
- Vegetables to be reinforced:** Cabbage, Cauliflower, Beans, Spinach, Cucumber and Radish and introduction of Brinjal, Pumpkin, Capsicum, Bottle gourd, Bitter gourd and Beetroot
- ◆ **Lentils/Dals:** *Masur*, *Urad*, *Moong*, *Channa dal*, *Rajmah* and *Channa*
- ◆ **Cereals:** Rice and Wheat
- ◆ **Healthy Foods-** Milk, Egg
- ◆ **Importance of water**
- ◆ **Types of food-** Canned, Fresh, Frozen and Preserved
- ◆ **A Visit to a food store**

The content described above will be covered through different skills. Each skill will focus on :

I Listen I Know I Speak

- ◆ **Listening**
 - Introducing food through nursery rhymes and a story.
 - Rhymes will include:
 1. Strawberry A Day
 2. Keeping Healthy
 3. The Pumpkin Song
 4. Invitation
 - Children will be narrated a story:
 1. The Faulty Food Habit
 - The children will also be introduced to sentences beginning with 'He' 'She' and 'I am'
 - बच्चों को मनोरंजक कहानियों और कविताओं के माध्यम से 'व', 'श', 'ष', 'स' तथा 'ह' वर्ण से परिचित कराते हुए इन नटखट वर्णों की पहचान कराई जाएगी। बच्चे कुछ वर्णों की ध्वनियों का मेल करेंगे।

1. कवितायें :- शेर की शादी
:- सपेरा और साँप
2. कहानी :- व' और वक
:- छुपा रूस्तम 'ष'
:- 'ह' और हिरण

◆ Speaking

- The children will be encouraged to orally speak sentences using the above sight words and simple tongue twisters. The children's confidence and vocabulary will be enhanced through a discussion on their favourite food.
- बच्चे विभिन्न प्रकार की दिलचस्प गतिविधियों के द्वारा व से ह वर्ण तक संबंधित शब्द बोलना सीखेंगे।

◆ Reading

- The children will identify the print script of the new sight words taught and they will be motivated to read the first basic reading book
- बच्चे व से ह तक के इन चुलबुले वर्णों को मजेदार तरीके से पढ़ना सीखेंगे।

◆ Writing

- The children will write simple sentences using the 'He', 'She' and 'I am' words.
- स्पर्श कार्ड के माध्यम से बच्चे व से ह तक के अपने इन मित्र वर्णों को छूकर इनकी बनावट को महसूस करेंगे। बच्चे मौज-मस्ती से भरी कार्य-पत्रिकाओं में इन वर्णों को पहले बिन्दुओं की सहायता से और फिर अपने आप लिखेंगे।

I Am Ready

This area focuses on building thinking skills including learning, understanding, problem-solving, reasoning, and remembering through positive learning experiences.

◆ Oral

- Solving puzzles
- Answering riddles
- Identifying and sorting vegetables and fruits
- Concept of Time-Evening

◆ Written

- Recognising and writing number names from 'Five' to 'Nine'
- Reinforcing numbers from 51 to 100

I Can Do Wonders

This area will enable the child to use his/her hands not only to eat and dress, but to draw, play, write, be creative and inventive and in the process develop aesthetic skills.

- Children will explore the sumptuous world of fruits and vegetables, through handprinting, tracing, finger painting, punching, tearing, cutting and pasting, vegetable printing and freehand drawing, eating and drinking efficiently.

I Can & I Do

This area focuses on large muscle development and coordination based on the developmental needs of the child.

- Children will enjoy running while holding things, walking briskly, pulling, throwing, catching, bowling down the specified things, jumping, hopping, riding on swings and performing simple exercises.

I Help Myself

This area focuses on development of personal awareness which entails building independence, self-help skills, hygiene and safety.

- Children will be encouraged to imbibe habits of cleanliness and consuming healthy food, preparing drinks, peeling and cutting raw vegetables.

I Me Myself & My Friends

This area will help the child to build positive relationships with family, friends and facilitators and learn social rules while expressing and responding to the feelings of self and others.

- Children will enact various roles, and vicariously appreciate the role of food in our lives. Games will encourage the children to share, cooperate and take turns with fellow peers.

Level 3.10

THEME of the Month : PEOPLE WHO HELP US

VALUE of the Month : Dignity of Labour

Content will include

- ◆ **Reinforcing:** Naming and identifying Professions of: Electrician, Mechanic, Plumber, Postman, Teacher, Florist, Tailor, Potter, Waiter, Fireman and Postman
- ◆ **Naming and identifying professions of:** Pilot, Sailor, Soldier, Doctor, Nurse, Chemist, Actor, News reporter, Painter, Lawyer Naming their functions, Place of Work and Uniforms

The content described above will be covered through different skills. Each skill will focus on :

I Listen I Know I Speak

- ◆ **Listening**
 - The children will be introduced about people who help us in our society through the rhymes.
 - Rhymes will include:
 1. Policeman Song
 2. What We Learn in School
 3. Workers at the Airport
 4. What I Want to Be?
- ◆ **Speaking**
 - The children will form simple sentences using the sight words such as 'This', 'is', 'he', 'she' and 'I am'.
 - बच्चे 'गोलमाल' नामक मनोरंजक गतिविधि के माध्यम से श, ष, स तथा ह वर्णों की ध्वनियों का मेल करेंगे।
- ◆ **Reading**
 - The children will identify the sight words taught in the class and will be introduced to the first readers through the Lady Bird book first series.
 - बच्चे विभिन्न प्रकार की रोचक गतिविधियों के द्वारा वर्णमाला के नटखट वर्णों का मेल करके दो वर्णों वाले अर्थपूर्ण शब्द बनाना सीखेंगे।
- ◆ **Writing**
 - The children will learn to combine the sight words with the family words taught and write simple sentences.
 - बच्चे विभिन्न प्रकार की रोचक गतिविधियों के द्वारा दी गई रेखाओं में दो वर्णों वाले अर्थपूर्ण शब्द लिखना सीखेंगे।

I Am Ready

This area focuses on building thinking skills including learning, understanding, problem-solving, reasoning, and remembering through positive learning experiences.

- ♦ **Oral**
 - Linking numeral to the number names and vice-versa from 1 to 10
 - Revision of rote counting from 1 to 100
 - Concept of Time- Night
 - Importance of good health thereby signifying the role of doctor
- ♦ **Written**
 - Reinforcing the matching of number names to numerals and vice-versa from 1 to 10
 - Recognising and writing number name 'Ten'
 - Writing the numbers from 1 to 100
 - Solving application based worksheets on the concepts mentioned above

I Can Do Wonders

This area will enable the child to use his/her hands not only to eat and dress, but to draw, play, write, be creative and inventive and in the process develop aesthetic skills.

- Children will create the tools and uniforms of community helpers through various materials. Paper tearing, pencil scraps, colouring, cutting, folding, sticking, screwing and unscrewing, tying ribbons, sprinkling, potato printing, freehand drawing, decorating the given material and crushing will be done in activities.

I Can & I Do

This area focuses on large muscle development and coordination based on the developmental needs of the child.

- Children will get aware of the occupations of people who help us through various enactments wherein the child will be required to demonstrate coordination and the ability to manipulate a prop or tool through a variety of skills such as running, walking, hopping, throwing, crawling, climbing, dancing, painting the outside area, waving hands, stomping feet, touching toes, raising hands and hopping on one foot.



I Help Myself

This area focuses on development of personal awareness which entails building independence, self-help skills, hygiene and safety.

- Children will develop an awareness and respect for community helpers and will learn safety tips while learning about the type of work each one does to contribute to the society through various role play activities. Value of 'Dignity of Labour' is implied through a story.
- Story : The Gardener and His Sons

I Me Myself & My Friends

This area will help the child to build positive relationships with family, friends and facilitators and learn social rules while expressing and responding to the feelings of self and others.

- Children will be actively encouraged to express themselves within the group and to practise appropriate social skills as done by the community helpers in pretend play and games. A feast will be organised by the children to express affection towards the helpers and thank them.

Level 3.11

THEME of the Month : REINFORCEMENT
 VALUE of the Month : Respectfulness

The content described above will be covered through different skills. Each skill will focus on :

I Listen I Know I Speak

- ◆ **Listening**
 - Children will be exposed to compilation of stories and poems, which comprise the phonic sounds that they have been focusing on over the past few months.
- ◆ **Speaking**
 - Reciting rhymes, forming questions, describing the given objects and narrating their experiences will be the highlights of this month.
- ◆ **Reading**
 - Arranging the story cards in a sequence and reading the sight words introduced over the past few months will be reinforced.
- ◆ **Writing**
 - Recalling and writing the three letter family words taught in the previous months. The children will also write simple sentences using the sight and family words.
 - बच्चे मनोरंजक खेलों के माध्यम से दो वर्णों वाले अर्थपूर्ण शब्द दोहराएँगे।

I Am Ready

This area focuses on building thinking skills including learning, understanding, problem-solving, reasoning, and remembering through positive learning experiences.

- ◆ **Oral**
 - Rote counting 1 - 100
 - Reinforcing number names from 'One' to 'Ten'
- ◆ **Written**
 - Revision of Writing 1 - 100
 - Revision of writing the number names from One to Ten
 - Solving application based worksheets to enhance the observational and logical reasoning skills of the child
 - Solving mazes and puzzles



I Can Do Wonders

This area will enable the child to use his/her hands not only to eat and dress, but to draw, play, write, be creative and inventive and in the process develop aesthetic skills.

- Children will rediscover previous themes through an independent exploration of numerous tools to create innovative arts and crafts products through an array of skills such as cutting, pasting matchboxes and pencil scraps, drawing, foot and finger printing and assembling the things together.

I Can & I Do

This area focuses on large muscle development and coordination based on the developmental needs of the child.

- Children will engage in more complex games, where they will display well developed gross motor abilities and an appreciation for rules through an assortment of skills such as running, picking objects from elbow, carrying the given stuff while running, crawling, jumping, skipping, walking, riding swings and hopping on one foot.

I Help Myself

This area focuses on development of personal awareness which entails building independence, self-help skills, hygiene and safety.

- Children will exhibit self-help skills. They will demonstrate an ability to conduct him/herself in various settings to be independent thereby following the safety tips in order to develop the life skills. Value of 'Respectfulness' will be indicated through a story.
- Story: Respectfulness

I Me Myself & My Friends

This area will help the child to build positive relationships with family, friends and facilitators and learn social rules while expressing and responding to the feelings of self and others.

- Children will demonstrate pro-social behaviours which induces a keeners understanding of feelings and empathy for others' feelings. This will be done through activities which will help the children to further add to their imagination and sharing skills.